



# 2024 MARKET REPORT

Horseheads & Elmira

**LINDA SANTOS**

NYS LICENSED ASSOCIATE REAL ESTATE BROKER

(C) 607-227-6062 • (O) 607-277-2660

SANTOS.HOMES@GMAIL.COM

140 SENECA WAY • ITHACA, NY 14850





# TABLE OF CONTENTS

Company News.....	Page 02
The Warren Advantage.....	Page 03
MLS Residential Market Overview.....	Page 05
Additional Counties MLS Overview.....	Page 07
MLS Lakefront/Lake Overview.....	Page 09
MLS Land Overview.....	Page 11
MLS Commercial Overview.....	Page 12
2023 National Data.....	Page 13
Working with Warren.....	Page 14

---



# COMPANY & MARKET OVERVIEW

## OUR COMPANY AND MISSION

Since 1953, we have been proud and honored to have served the real estate needs of so many in the community. Expanding on a legacy started by Ann Warren in 1953, her grandson Bryan Warren currently leads the company with the same values of providing superior services to clients and having a true commitment to the staff, agents, and communities we serve. Warren has grown to be the area's #1 locally owned real estate services provider.

*Warren Real Estate is committed to excellence, striving to elevate agent and client service while building upon a legacy of trust, integrity, and proven success. Our cornerstone is quality, and our foundation is service. With an unwavering commitment to excellence, we stand on pillars of experience, professionalism, and integrity, ensuring that every agent and client journey is marked by trust, transparency, and success. Our seasoned team of professionals combines decades of industry expertise to deliver unparalleled service, maintaining high standards for the real estate industry. With a focus on integrity and a passion for quality, we navigate the complexities of real estate careers and client transactions.*

## COMMUNITY PHILOSOPHY

We believe that giving back to our community is the most meaningful and important investment we can make. We are reminded of the importance and strength of our communities amid the COVID-19 pandemic. The health and growth of our community is an initiative we take very seriously. We are proud to have supported over 50 local and amazing nonprofit organizations in 2023.

---



## THE LOCAL CHOICE & MARKET LEADER

A family-owned business with deep roots in our area. Fully committed to the health and growth of our local community.



## MOST SUCCESSFUL AGENTS

The average sales of Warren agents outperform the average agent sales of all of our competitors.



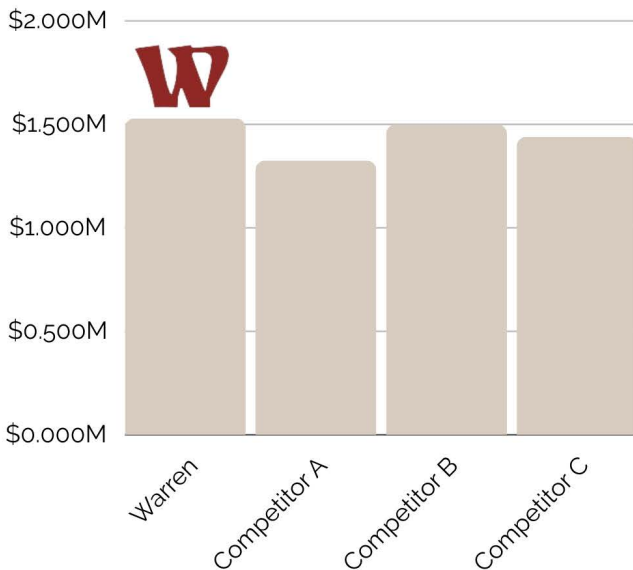
## LATEST TECHNOLOGY

Top-producing agents that utilize the latest technology, marketing strategies, and sales techniques.

## YOUR MARKET LEADER

Choosing the right company makes the difference. Our success is directly connected to your success. We want our position in the market to be your position. Committed to the health and growth of our local community, Warren leads each of their local markets year after year. We are known for superior real estate services, top producing real estate professionals, and superior results.

### 2023 Average Agent Production by Office



Source of Information: Elmira Corning Board of Realtors.

## TRACK RECORD & HISTORY

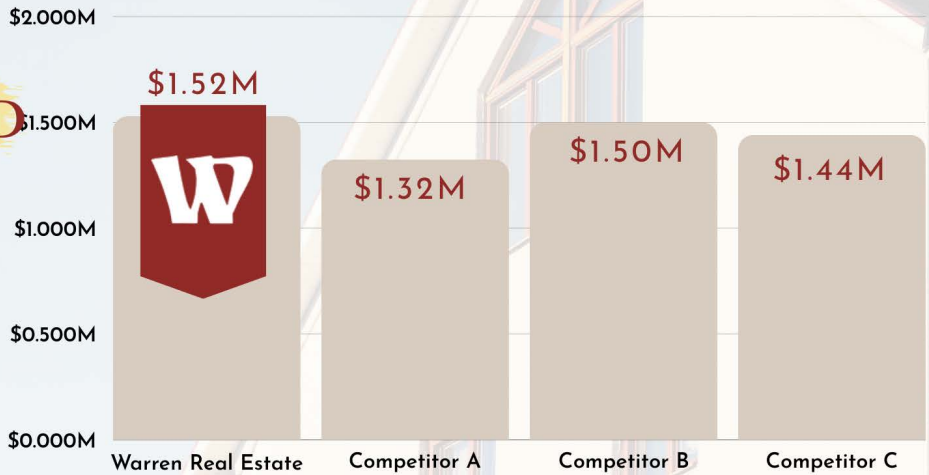
Since 1953, Warren has been a successful and highly reputable force in the Finger Lakes & the Southern Tier real estate business.

- Higher Residential Sold Prices
- Highest Per Agent Production
- 160+ Warren Agents
- 7 Local Real Estate Offices
- 71 Years in the Market

**EXPERIENCED**


**AGENTS**

OUTSTANDING RESULTS.  
AVERAGE AGENT  
PRODUCTION  
(IN MILLIONS)



**THE WARREN ADVANTAGE**

COMPANY SNAPSHOT : CHOOSING THE RIGHT COMPANY MAKES THE DIFFERENCE




**MORE**

**TRANSACTIONS**

AVERAGE  
AGENT SIDES

**HIGHER  
SOLD  
PRICES**

AVERAGE  
RESIDENTIAL  
SELLING PRICE



# RESIDENTIAL: ALL MULTIPLE LISTING SERVICE DATA

SELLING OR BUYING A HOME? - KNOW YOUR MARKET



Since 1953, putting people in their dream home has been the way of life at Warren. With 71 years of experience helping people buy, sell, and market their property, you can rely on Warren as your resource for finding information related to market trends, property values, inventory, zoning, land planning, subdivision, building lots, improvements, commercial, due diligence, and more. With a Warren agent, you will find all of the resources, techniques, and tools that you'll need in order to make more educated decisions about buying, selling and real estate investing.

## RESIDENTIAL SALES 2023



Number of Homes Sold

**1,414**



Average Days on Market  
(list to contract)

**43**



Average Selling Price

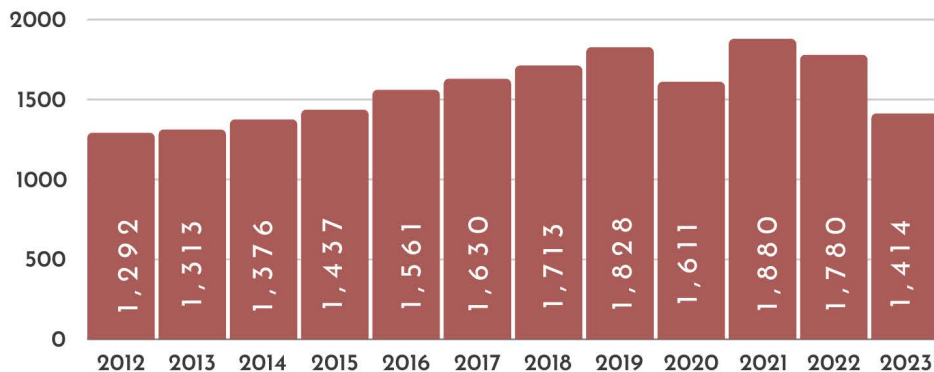
**\$204,882**



Average List to Sell Ratio

**98.00%**

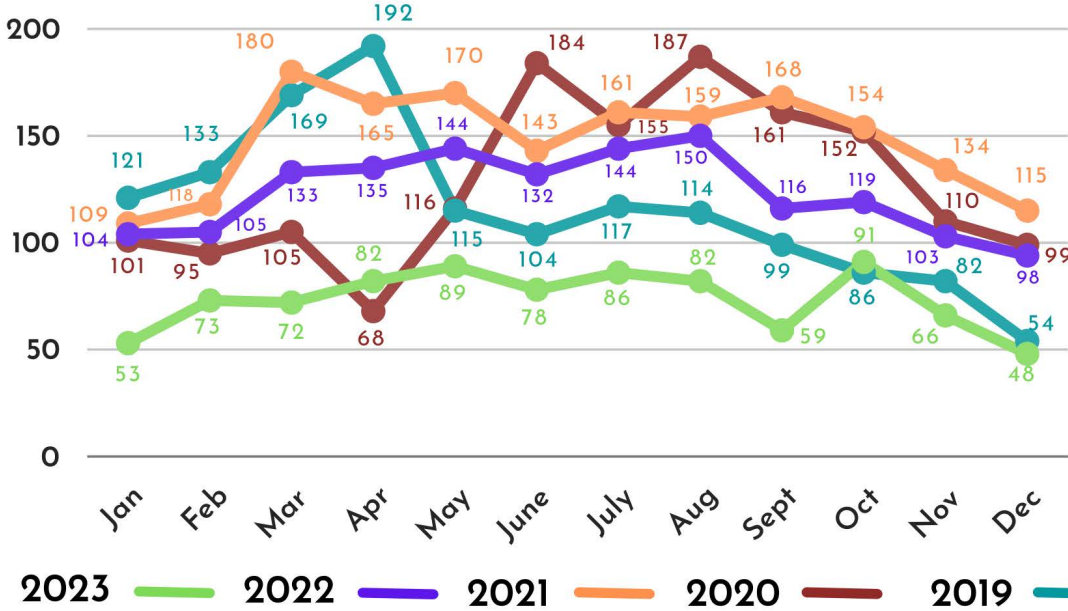
### HOW MANY HOMES SELL YEARLY?



*Source of Information: Elmira Corning Board of Realtors. Multiple Listing Service. Statistics based on total residential sales reported to Elmira Corning Board of Realtors. Information deemed reliable but not guaranteed.*

# RESIDENTIAL:

## YEARLY HOME SALES ON MLS



## WHEN DO HOMES GO UNDER CONTRACT?

Source of information: Elmira Corning Board of Realtors Multiple Listing Service. Statistics based on total residential sales reported to Elmira Corning Board of Realtors. Information deemed reliable but not guaranteed.



# RESIDENTIAL SALES 2023

## CHEMUNG COUNTY SERVICE DATA



Number of Homes Sold

**540**



Average Days on Market  
(list to contract)

**41**



Average Selling Price

**\$177,610**



Average List to Sell Ratio

**98.48%**



## STEUBEN COUNTY SERVICE DATA



Number of Homes Sold

**368**



Average Days on Market  
(list to contract)

**43**



Average Selling Price

**\$211,022**



Average List to Sell Ratio

**98.04%**



# RESIDENTIAL SALES 2023

## SCHUYLER COUNTY SERVICE DATA



Number of Homes Sold

**65**




Average Days on Market  
(list to contract)

**54**



Average Selling Price

**\$308,246**



Average List to Sell Ratio

**95.06%**



## SENECA COUNTY SERVICE DATA



Number of Homes Sold

**6**




Average Days on Market  
(list to contract)

**16**



Average Selling Price

**\$376,925**



Average List to Sell Ratio

**98.68%**

# LAKEFRONT/LAKE VIEW: ALL MULTIPLE LISTING SERVICE DATA



## LAKEFRONT/LAKE VIEW SALES 2023



Number of Properties Sold

**26**




Average Days on Market  
(list to contract)

**40**



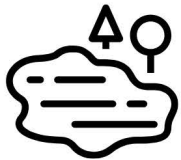
Average Selling Price

**\$526,031**



Average List to Sell Ratio

**95.40%**



All Lakes in  
MLS Service Area



*Source of Information: Elmira Corning Board of Realtors.*

# LAKEFRONT/LAKE VIEW LAND: ALL MULTIPLE LISTING SERVICE DATA



## LAKEFRONT/LAKE VIEW SALES 2023



Number of Properties Sold

**6**




Average Days on Market  
(list to contract)

**73**



Average Selling Price

**\$205,626**

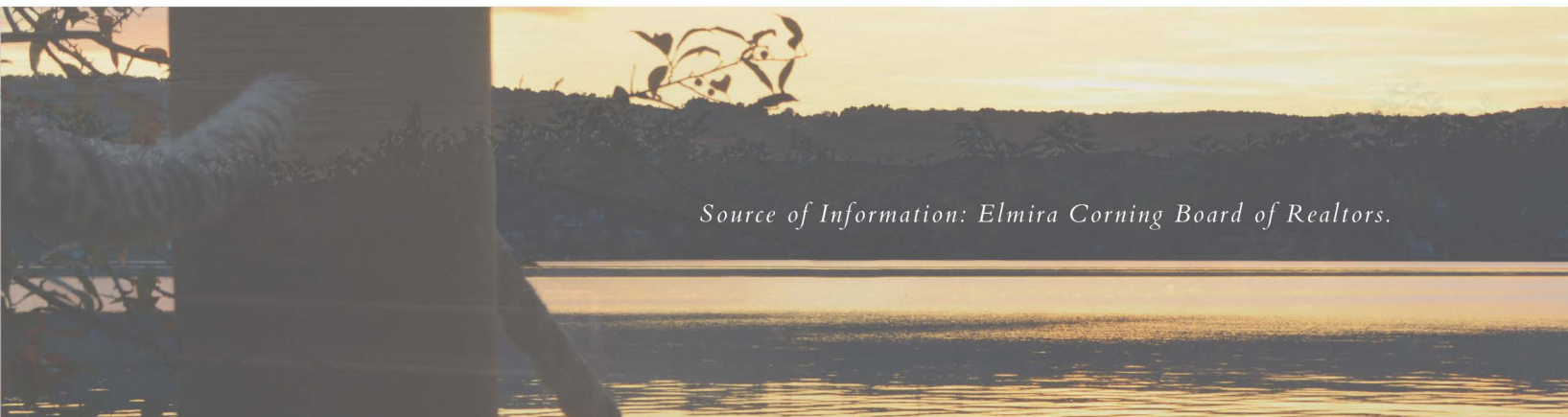


Average List to Sell Ratio

**95.66%**



All Lakes in  
MLS Service Area



*Source of Information: Elmira Corning Board of Realtors.*

# LAND: TOTAL MARKET

## Selling or Buying Land? KNOW YOUR MARKET

The Finger Lakes are abundant with beautiful land. With over 71 years of experience helping people buy and sell land, you can rely on Warren as your resource for finding answers to questions related to land values, trends, inventory, zoning, land planning, subdivision, building lots, improvements, commercial, due diligence, and more. With a Warren agent, you will find many of the resources, techniques, and tools that you'll need in order to make more educated decisions about buying and selling land and real estate investing.

*Source of Information: Elmira Corning Board of Realtors. Multiple Listing Service. Statistics based on total land sales reported to Elmira Corning Board of Realtors. Information deemed reliable but not guaranteed.*

## ALL LAND SALES 2023

Number of Properties Sold

**81**

Average Selling Price

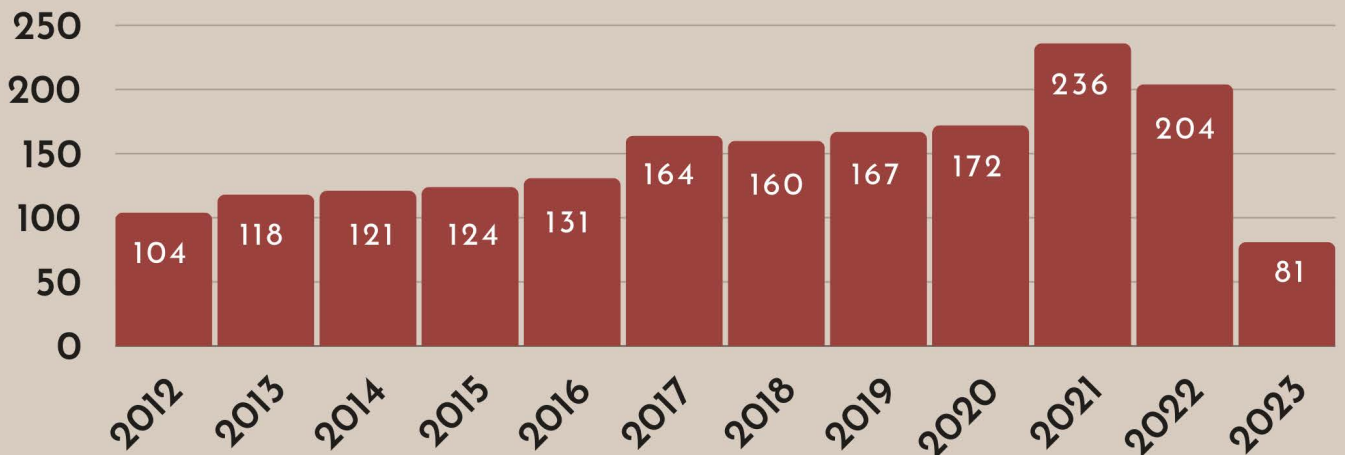
**\$118,770**

Average List to Sell Ratio

**91.32%**



### HOW MANY LAND PROPERTIES SELL YEARLY?



# MLS COMMERCIAL SALES 2023

Average Days on Market  
(list to contract)

**104**

Units Sold

**39**

Average Selling Price

**\$204,951**

Average Sell to List Ratio

**85.75%**

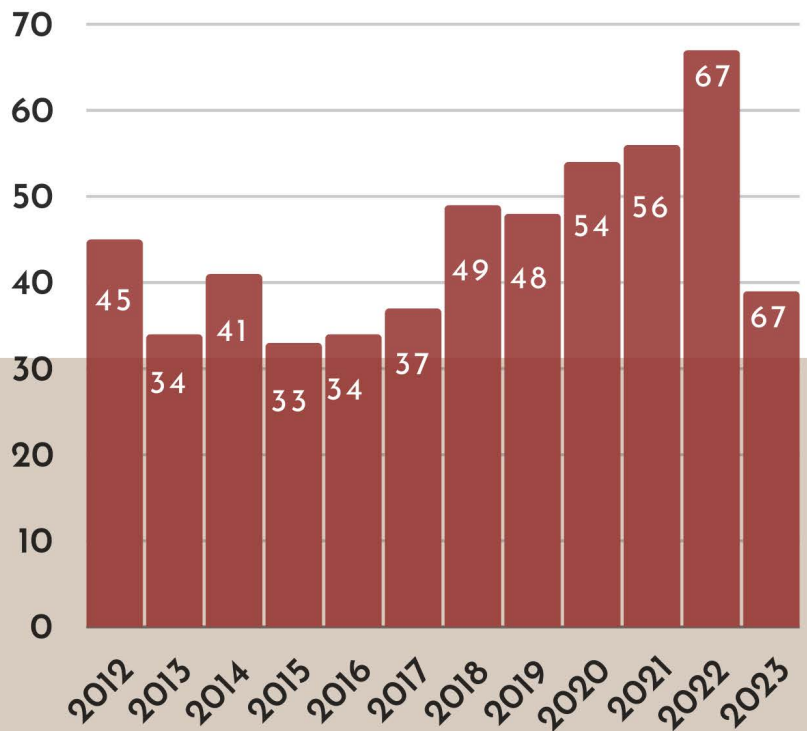


HOW MANY  
COMMERCIAL  
PROPERTIES SELL  
ON MLS?

# COMMERCIAL: TOTAL MARKET

## Common Commercial Practice Areas:

- Development Sites
- Re-Development Sites
- Commercial
- Commercial Land
- Commercial/Residential
- Commercial/Industrial
- Inns and B&B's
- Hotels
- Farms
- Mixed Use
- Mobile Home Parks
- Manufacturing
- Restaurants
- Retail
- Schools
- Warehouses
- Wineries



Source of Information: Elmira Corning Board of Realtors.

# NATIONAL DATA (NAR) 2023

National buyer and seller trends derived from National Association of Realtors (NAR) 2023 Home Buyer and Seller Profile, a comprehensive annual study.

## BUYERS

**7**

The number of homes  
A typical buyer viewed over a 10-  
week period of time

**41%**

The percent of buyers who  
looked at properties online as  
their first step

**25%**

The share of home buyers  
paying over list price for  
the home they bought.

## SELLERS

**85%**

The percent of sellers who  
recently sold their home  
through an agent or broker

**10**

The median # of years that  
sellers lived in the home they  
sold

**\$107,000**

The average gross  
household income of the  
typical seller

## WARREN

**71**

The number of years Warren  
Real Estate has been  
"The Best in the Business".

**160+**

The number of real estate  
professionals working every day  
at Warren to help home buyers  
and sellers

**\$593**

Millions of dollars in volume  
of sales by Warren Real Estate  
in 2023 covering 14 counties  
throughout the Finger Lakes  
and Southern Tier

## WHAT BUYERS & SELLERS CAN EXPECT FROM THEIR WARREN AGENT:



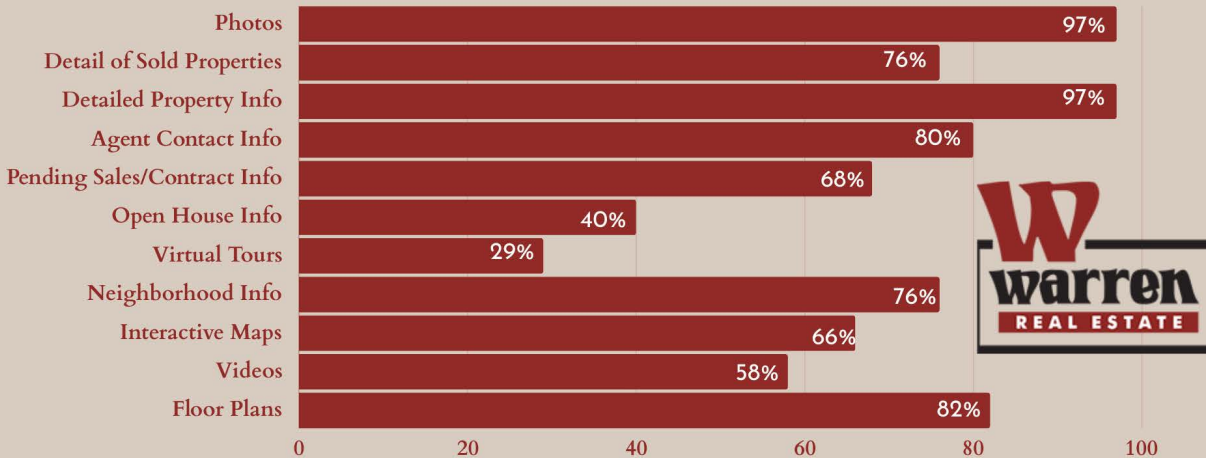
1. Immediate Access/Response
2. Honesty & Trustworthiness
3. Experience & Education
4. Communication & Negotiation Skills
5. Professionalism
6. Neighborhood & Market Knowledge
7. Wide Network & Technical Skills
8. Price Guidance



# WHY WARREN

## MARKETING, SERVICES & BENEFITS

- **#1 Locally and family-owned Real Estate Company** - established in 1953.
- **Highest Average Sale Price.**
- **Highest Sell to List Ratio.**
- **Lowest Days on Market.**
- **Most skilled agents** in the area
- **Highest** per agent production for any large firm and more top agents than any other company.
- **Highest Agent to Manager/Staff ratio** in the industry, ensuring any problems are handled promptly.
- **Interoffice marketing strategies** - high networking & communication.
- **Open 6 days a week** with full-time Managers and Administrators.
- **Single property website** with each listing with a premier syndication strategy.
- **Industry-leading technology** (website, campaigns, CMAs, CRM, marketing)
- **High-quality** photography and brochures to maximize buyer appeal.
- **Full exposure:** the ability to list on all area MLS and NYC boards.
- **Syndication** to hundreds of websites.
- **National and International** referral network.
- **Broker inspections and open houses** (at sellers' discretion).
- **Full-service** transaction management and professional client care and guidance
- **Comprehensive** local market reports, guides, and marketing.
- **Warren Legacy Collection** (Luxury Marketing Package).



WHAT ARE  
ONLINE  
BUYERS  
LOOKING  
FOR?

Source: 2022 National  
Association of Realtors Profile  
of Home Buyers & Sellers

check out [www.warrenhomes.com](http://www.warrenhomes.com) to learn more about us.

# WARREN REAL ESTATE LOCATIONS

Ithaca Village Office  
830 Hanshaw Road  
Ithaca, NY 14850  
(607) 257-0666

Ithaca City Office  
140 Seneca Way Suite 200  
Ithaca, NY 14850  
(607) 277-2660

Corning Office  
76 E. Market Street  
Corning, NY 14830  
(607) 936-2844

Horseheads/Elmira Office  
2493 Corning Road  
Elmira, NY 14903  
(607) 398-6416

Watkins Glen Office  
210 N. Franklin Street  
Watkins Glen, NY 14891  
(607) 703-0111

Binghamton Office  
33 Front Street  
Binghamton, NY 13905  
(607) 235-3333

Vestal Office  
3456 Vestal Parkway East  
Vestal, NY 13850  
(607) 217-5673



[www.warrenhomes.com](http://www.warrenhomes.com)