



2024 MARKET REPORT

Watkins Glen

LINDA SANTOS

NYS LICENSED ASSOCIATE REAL ESTATE BROKER

(C) 607-227-6062 • (O) 607-277-2660

SANTOS.HOMES@GMAIL.COM

140 SENECA WAY • ITHACA, NY 14850





TABLE OF CONTENTS

Company News.....	Page 02
The Warren Advantage.....	Page 03
MLS Residential Market Overview.....	Page 05
Additional Counties MLS Overview.....	Page 07
MLS Lakefront/Lake Overview.....	Page 09
MLS Land Overview.....	Page 11
MLS Commercial Overview.....	Page 12
2023 National Data.....	Page 13
Working with Warren.....	Page 14



COMPANY & MARKET OVERVIEW

OUR COMPANY AND MISSION

Since 1953, we have been proud and honored to have served the real estate needs of so many in the community. Expanding on a legacy started by Ann Warren in 1953, her grandson Bryan Warren currently leads the company with the same values of providing superior services to clients and having a true commitment to the staff, agents, and communities we serve. Warren has grown to be the area's #1 locally owned real estate services provider.

Warren Real Estate is committed to excellence, striving to elevate agent and client service while building upon a legacy of trust, integrity, and proven success. Our cornerstone is quality, and our foundation is service. With an unwavering commitment to excellence, we stand on pillars of experience, professionalism, and integrity, ensuring that every agent and client journey is marked by trust, transparency, and success. Our seasoned team of professionals combines decades of industry expertise to deliver unparalleled service, maintaining high standards for the real estate industry. With a focus on integrity and a passion for quality, we navigate the complexities of real estate careers and client transactions.

COMMUNITY PHILOSOPHY

We believe that giving back to our community is the most meaningful and important investment we can make. We are reminded of the importance and strength of our communities amid the COVID-19 pandemic. The health and growth of our community is an initiative we take very seriously. We are proud to have supported over 50 local and amazing nonprofit organizations in 2023.




THE LOCAL CHOICE & MARKET LEADER

A family-owned business with deep roots in our area. Fully committed to the health and growth of our local community.



MOST SUCCESSFUL AGENTS

The average sales of Warren agents outperform the average agent sales of all of our competitors.



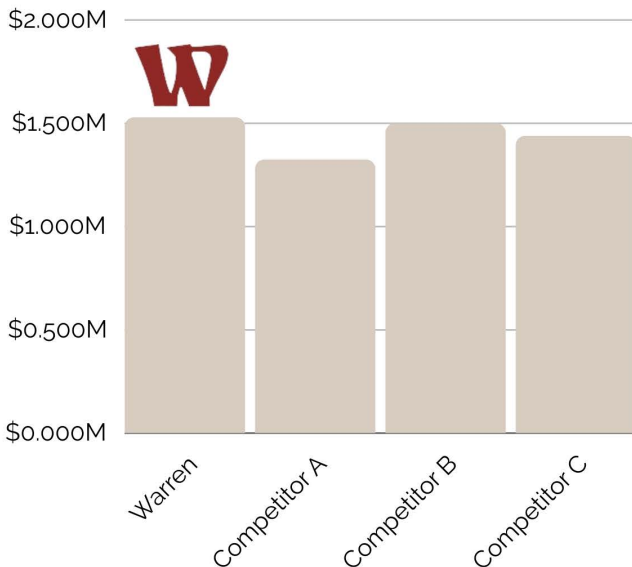
LATEST TECHNOLOGY

Top-producing agents that utilize the latest technology, marketing strategies, and sales techniques.

YOUR MARKET LEADER

Choosing the right company makes the difference. Our success is directly connected to your success. We want our position in the market to be your position. Committed to the health and growth of our local community, Warren leads each of their local markets year after year. We are known for superior real estate services, top producing real estate professionals, and superior results.

2023 Average Agent Production by Office



Source of Information: Elmira Corning Board of Realtors.

TRACK RECORD & HISTORY

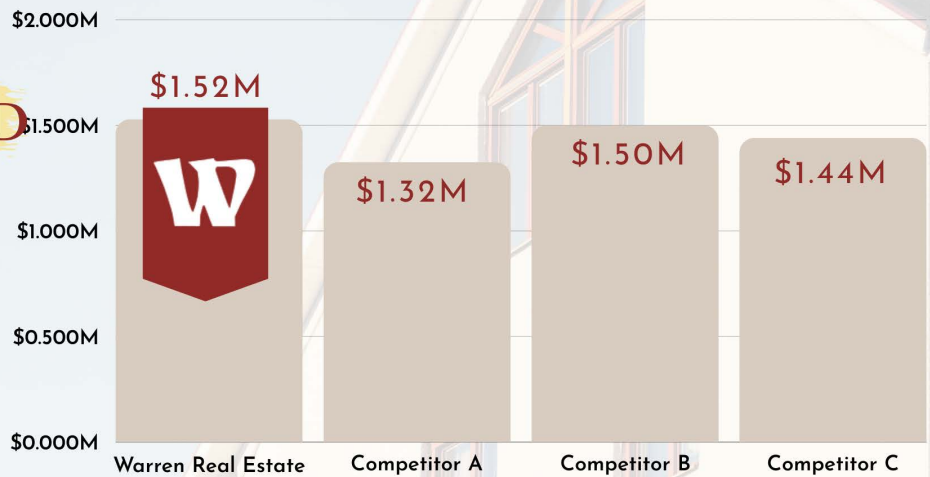
Since 1953, Warren has been a successful and highly reputable force in the Finger Lakes & the Southern Tier real estate business.

- Higher Residential Sold Prices
- Highest Per Agent Production
- 160+ Warren Agents
- 7 Local Real Estate Offices
- 71 Years in the Market

EXPERIENCED


AGENTS

OUTSTANDING RESULTS.
AVERAGE AGENT
PRODUCTION
(IN MILLIONS)



THE WARREN ADVANTAGE

COMPANY SNAPSHOT : CHOOSING THE RIGHT COMPANY MAKES THE DIFFERENCE



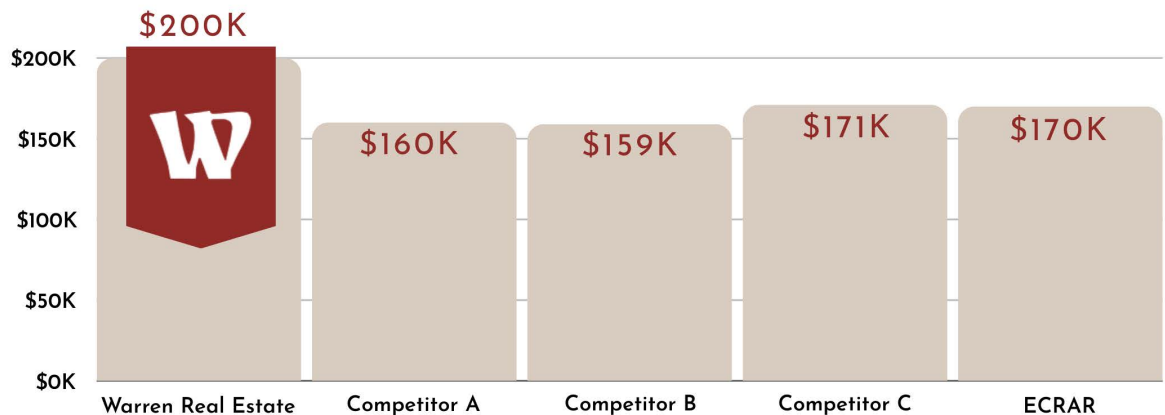
MORE

TRANSACTIONS

AVERAGE
AGENT SIDES

HIGHER SOLD PRICES

AVERAGE
RESIDENTIAL
SELLING PRICE



RESIDENTIAL: ALL MULTIPLE LISTING SERVICE DATA

SELLING OR BUYING A HOME? - KNOW YOUR MARKET



Since 1953, putting people in their dream home has been the way of life at Warren. With 71 years of experience helping people buy, sell, and market their property, you can rely on Warren as your resource for finding information related to market trends, property values, inventory, zoning, land planning, subdivision, building lots, improvements, commercial, due diligence, and more. With a Warren agent, you will find all of the resources, techniques, and tools that you'll need in order to make more educated decisions about buying, selling and real estate investing.

RESIDENTIAL SALES 2023



Number of Homes Sold

1,414



Average Days on Market
(list to contract)

43



Average Selling Price

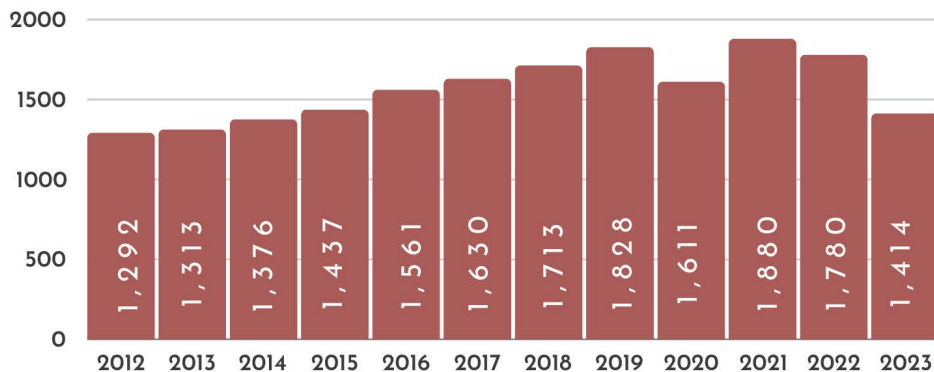
\$204,882



Average List to Sell Ratio

98.00%

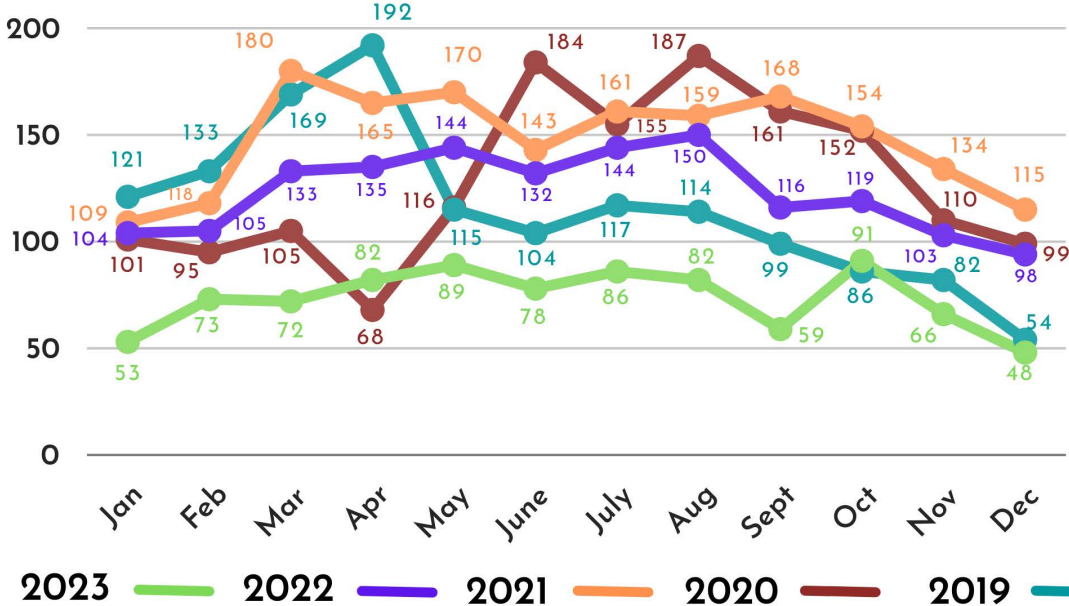
HOW MANY HOMES SELL YEARLY?



Source of Information: Elmira Corning Board of Realtors. Multiple Listing Service. Statistics based on total residential sales reported to Elmira Corning Board of Realtors. Information deemed reliable but not guaranteed.

RESIDENTIAL:

YEARLY HOME SALES ON MLS



WHEN DO HOMES GO UNDER CONTRACT?

Source of information: Elmira Corning Board of Realtors Multiple Listing Service. Statistics based on total residential sales reported to Elmira Corning Board of Realtors. Information deemed reliable but not guaranteed.



RESIDENTIAL SALES 2023

CHEMUNG COUNTY SERVICE DATA



Number of Homes Sold

540



Average Days on Market
(list to contract)

41



Average Selling Price

\$177,610



Average List to Sell Ratio

98.48%



STEUBEN COUNTY SERVICE DATA



Number of Homes Sold

368



Average Days on Market
(list to contract)

43



Average Selling Price

\$211,022



Average List to Sell Ratio

98.04%

RESIDENTIAL SALES 2023

SCHUYLER COUNTY SERVICE DATA



Number of Homes Sold

65



Average Days on Market
(list to contract)

54



Average Selling Price

\$308,246



Average List to Sell Ratio

95.06%



SENECA COUNTY SERVICE DATA



Number of Homes Sold

6



Average Days on Market
(list to contract)

16



Average Selling Price

\$376,925



Average List to Sell Ratio

98.68%

LAKEFRONT/LAKE VIEW: ALL MULTIPLE LISTING SERVICE DATA



LAKEFRONT/LAKE VIEW SALES 2023



Number of Properties Sold

26



Average Days on Market

(list to contract)

40



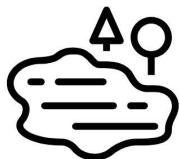
Average Selling Price

\$526,031



Average List to Sell Ratio

95.40%



All Lakes in
MLS Service Area



Source of Information: Elmira Corning Board of Realtors.

LAKEFRONT/LAKE VIEW LAND: ALL MULTIPLE LISTING SERVICE DATA



LAKEFRONT/LAKE VIEW SALES 2023



Number of Properties Sold

6



Average Days on Market
(list to contract)

73



Average Selling Price

\$205,626



Average List to Sell Ratio

95.66%



All Lakes in
MLS Service Area



Source of Information: Elmira Corning Board of Realtors.

LAND: TOTAL MARKET

Selling or Buying Land?

KNOW YOUR MARKET

The Finger Lakes are abundant with beautiful land. With over 71 years of experience helping people buy and sell land, you can rely on Warren as your resource for finding answers to questions related to land values, trends, inventory, zoning, land planning, subdivision, building lots, improvements, commercial, due diligence, and more. With a Warren agent, you will find many of the resources, techniques, and tools that you'll need in order to make more educated decisions about buying and selling land and real estate investing.

Source of Information: Elmira Corning Board of Realtors. Multiple Listing Service. Statistics based on total land sales reported to Elmira Corning Board of Realtors. Information deemed reliable but not guaranteed.

ALL LAND SALES 2023

Number of Properties Sold

81

Average Selling Price

\$118,770

Average List to Sell Ratio

91.32%



HOW MANY LAND PROPERTIES SELL YEARLY?



MLS COMMERCIAL SALES 2023

Average Days on Market
(list to contract)

104

Units Sold

39

Average Selling Price

\$204,951

Average Sell to List Ratio

85.75%

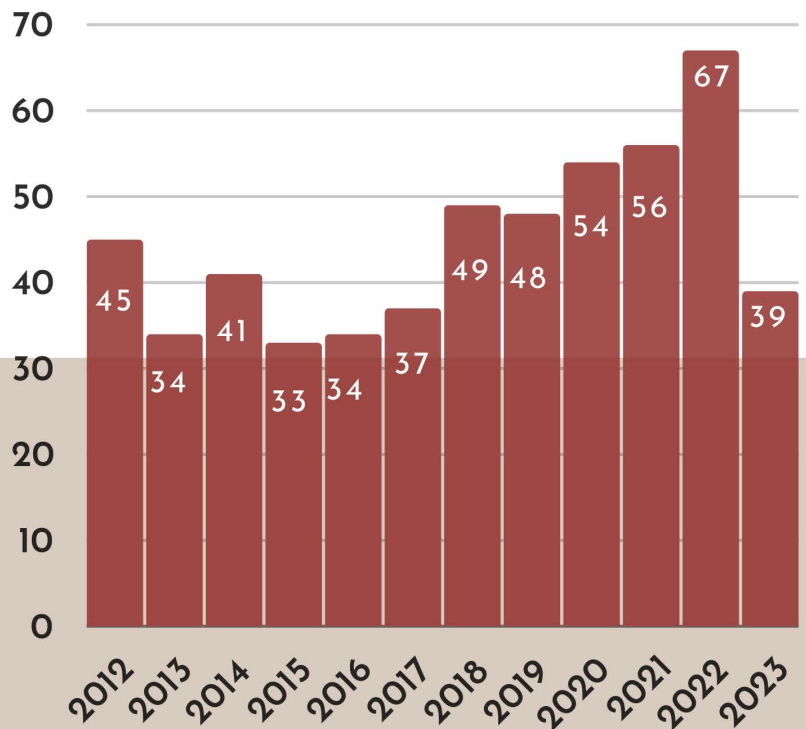


HOW MANY
COMMERCIAL
PROPERTIES SELL
ON MLS?

COMMERCIAL: TOTAL MARKET

Common Commercial Practice Areas:

- Development Sites
- Re-Development Sites
- Commercial
- Commercial Land
- Commercial/Residential
- Commercial/Industrial
- Inns and B&B's
- Hotels
- Farms
- Mixed Use
- Mobile Home Parks
- Manufacturing
- Restaurants
- Retail
- Schools
- Warehouses
- Wineries



Source of Information: Elmira Corning Board of Realtors.

NATIONAL DATA (NAR) 2023

National buyer and seller trends derived from National Association of Realtors (NAR) 2023 Home Buyer and Seller Profile, a comprehensive annual study.

BUYERS

7

The number of homes
A typical buyer viewed over a 10-
week period of time

41%

The percent of buyers who
looked at properties online as
their first step

25%

The share of home buyers
paying over list price for
the home they bought.

SELLERS

85%

The percent of sellers who
recently sold their home
through an agent or broker

10

The median # of years that
sellers lived in the home they
sold

\$107,000

The average gross
household income of the
typical seller

WARREN

71

The number of years Warren
Real Estate has been
"The Best in the Business".

160+

The number of real estate
professionals working every day
at Warren to help home buyers
and sellers

\$593

Millions of dollars in volume
of sales by Warren Real Estate
in 2023 covering 14 counties
throughout the Finger Lakes
and Southern Tier

WHAT BUYERS & SELLERS CAN EXPECT FROM THEIR WARREN AGENT:



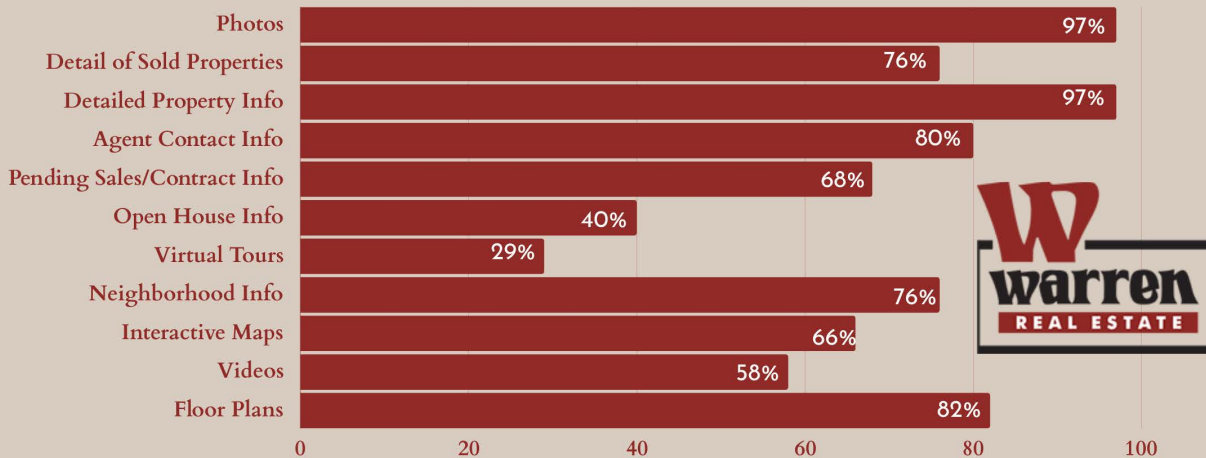
1. Immediate Access/Response
2. Honesty & Trustworthiness
3. Experience & Education
4. Communication & Negotiation Skills
5. Professionalism
6. Neighborhood & Market Knowledge
7. Wide Network & Technical Skills
8. Price Guidance



WHY WARREN

MARKETING, SERVICES & BENEFITS

- **#1 Locally and family-owned Real Estate Company** - established in 1953.
- **Highest Average Sale Price.**
- **Highest Sell to List Ratio.**
- **Lowest Days on Market.**
- **Most skilled agents** in the area
- **Highest per agent production** for any large firm and more top agents than any other company.
- **Highest Agent to Manager/Staff ratio** in the industry, ensuring any problems are handled promptly.
- **Interoffice marketing strategies** - high networking & communication.
- **Open 6 days a week** with full-time Managers and Administrators.
- **Single property website** with each listing with a premier syndication strategy.
- **Industry-leading technology** (website, campaigns, CMAs, CRM, marketing)
- **High-quality photography** and brochures to maximize buyer appeal.
- **Full exposure:** the ability to list on all area MLS and NYC boards.
- **Syndication** to hundreds of websites.
- **National and International** referral network.
- **Broker inspections** and **open houses** (at sellers' discretion).
- **Full-service transaction management** and professional client care and guidance
- **Comprehensive** local market reports, guides, and marketing.
- **Warren Legacy Collection** (Luxury Marketing Package).



WHAT ARE
ONLINE
BUYERS
LOOKING
FOR?

Source: 2022 National
Association of Realtors Profile
of Home Buyers & Sellers

check out www.warrenhomes.com to learn more about us.



WARREN REAL ESTATE LOCATIONS

Ithaca Village Office
830 Hanshaw Road
Ithaca, NY 14850
(607) 257-0666

Ithaca City Office
140 Seneca Way Suite 200
Ithaca, NY 14850
(607) 277-2660

Corning Office
76 E. Market Street
Corning, NY 14830
(607) 936-2844

Horseheads/Elmira Office
2493 Corning Road
Elmira, NY 14903
(607) 398-6416

Watkins Glen Office
210 N. Franklin Street
Watkins Glen, NY 14891
(607) 703-0111

Binghamton Office
33 Front Street
Binghamton, NY 13905
(607) 235-3333

Vestal Office
3456 Vestal Parkway East
Vestal, NY 13850
(607) 217-5673



www.warrenhomes.com